

Scaled data based on original data using
LM-79-08 Approved Method: Electrical and Photometric Measurements of Solid-
State Lighting Products

Test Report Prepared for
Cooper Lighting Solutions
(formerly Eaton)

Brand: STREETWORKS

Report Number: P382934

Luminaire Tested: **GAN-SA3A-735-U-5MQ**

Issue Date: 3/3/2020

Test Information

Test Method: LM-79-08
Report Number: P382934
TEST IS SCALED FROM IESNA LM-79-08 TEST DATA (G2-1903-205-6)
Test Lab: INNOVATION CENTER
Issue Date: 3/3/2020
Manufacturer: COOPER LIGHTING SOLUTIONS (FORMERLY EATON)
Product Line: STREETWORKS
Catalog Number: GAN-SA3A-735-U-5MQ
Description: GALLEON AREA AND ROADWAY LUMINAIRE
(3) 70 CRI, 3500K, 615mA LIGHTSQUARES WITH 16 LEDS EACH AND TYPE V MEDIUM OPTICS
Light Source: -
Ballast/Driver: ELECTRONIC DRIVER

Summary

Lumens per Lamp: N/A
Luminaire Lumens: 13922.9 lumens
Efficiency: N/A
Efficacy: 145.0 lumens/watt
Luminous Opening: Rectangular (W 1' x L: 1' x H: 0')
IES Classification: Type V - Short
BUG Rating: B4 - U0 - G2

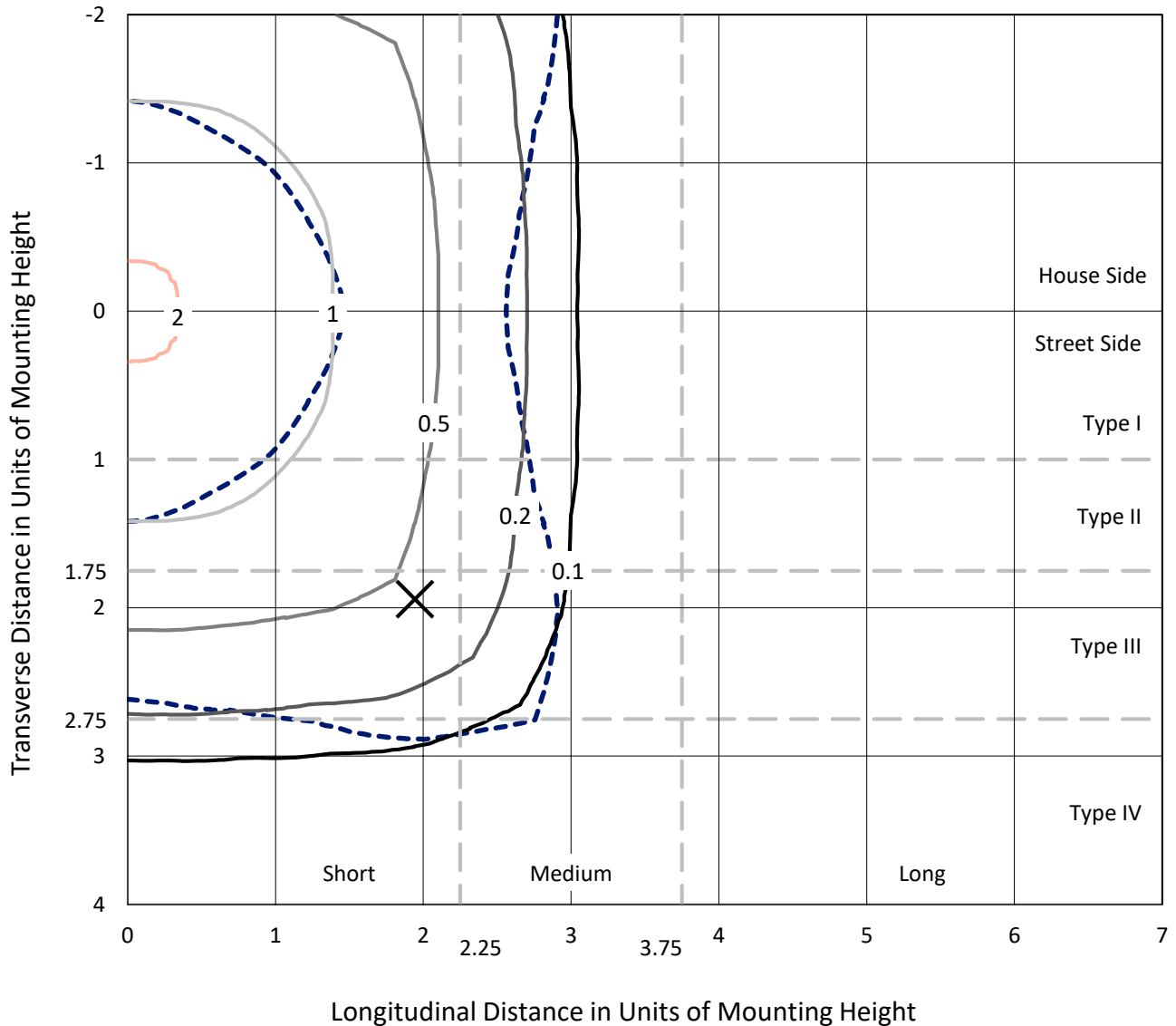
Input Watts (W): 96
Input Voltage (V): NR
Input Current (Ain): NR
Voltage Rise (V): NR
Power Factor: NR
Total Harmonic Distortion (THDi): NR
Frequency (hertz): 60
Stabilization Time: NR
Operation Time: NR
Ambient Temperature (°C): NR
Test Distance: 24 FT



REPORT NUMBER: P382934
 CATALOG NUMBER: GAN-SA3A-735-U-5MQ

Iso-Footcandle Lines of Horizontal Illumination

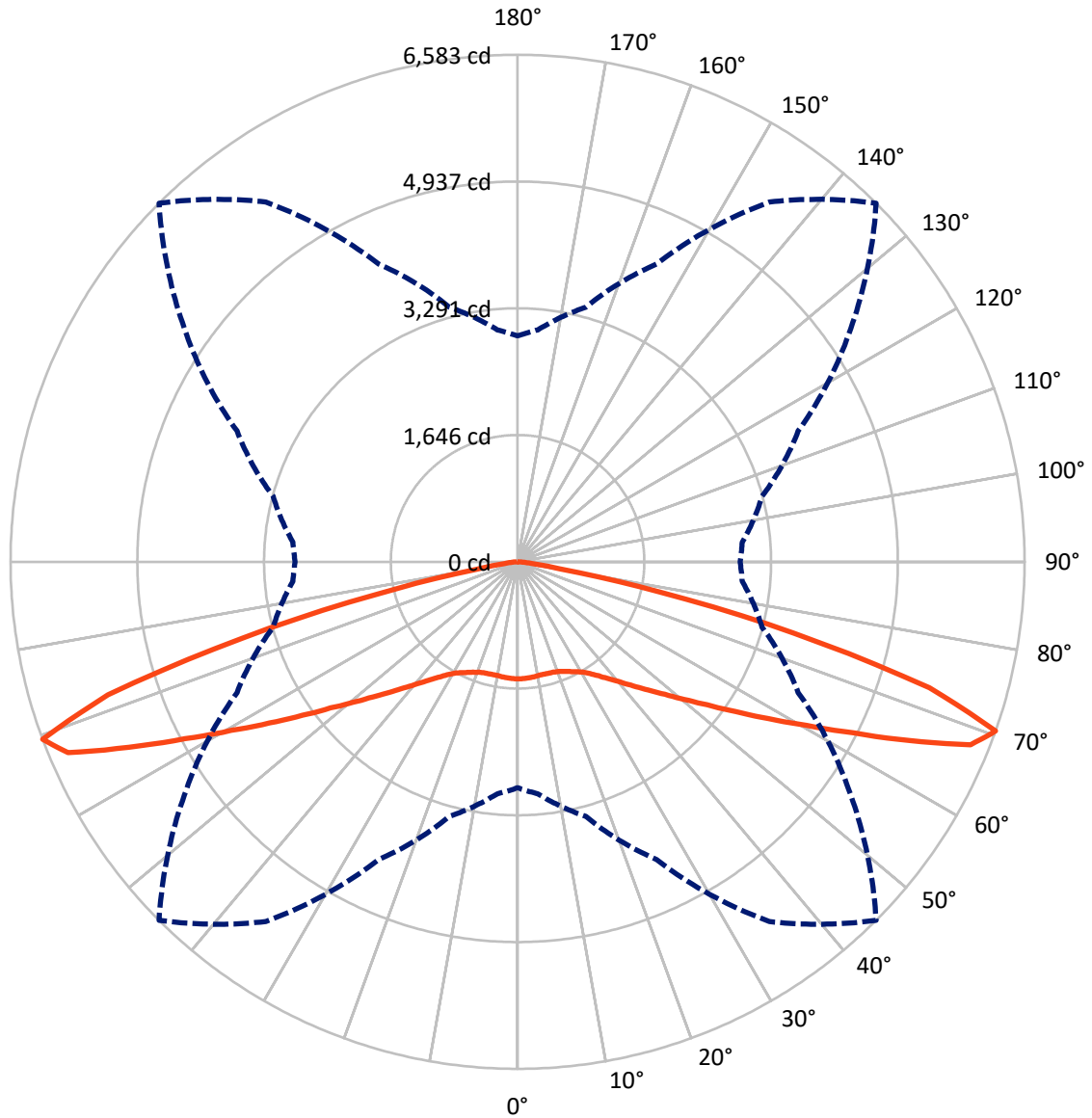
✕ Max cd
 - - - 1/2 Max cd



Based on 25 foot mounting height. Maximum calculated value = 2.4 fc
 Type V - Short - N/A

REPORT NUMBER: P382934
CATALOG NUMBER: GAN-SA3A-735-U-5MQ

Luminous Intensity Polar Plot



— Vertical Plane Through 45-Deg Lateral - - - Horizontal Cone Through 70-Deg Vertical

REPORT NUMBER: P382934
 CATALOG NUMBER: GAN-SA3A-735-U-5MQ

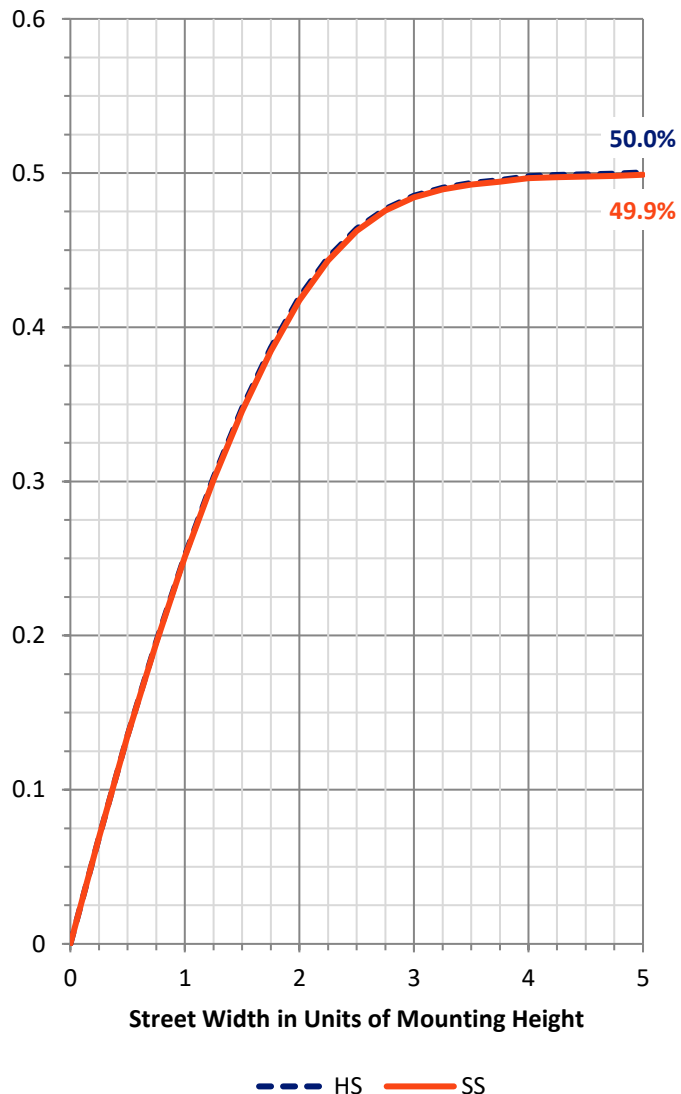
FLUX DISTRIBUTION:

		Downward	Upward	Total
House Side	Lumens	6961.5	0.0	6961.5
	% Fixture	50.0	0.0	50.0
Street Side	Lumens	6961.5	0.0	6961.5
	% Fixture	50.0	0.0	50.0
Total	Lumens	13922.9	0.0	13922.9
	% Fixture	100.0	0.0	100.0

ZONAL LUMENS:

Zone	Lumens	% Fixture
0°-10°	144.0	1.0
10°-20°	422.8	3.0
20°-30°	719.7	5.2
30°-40°	1141.5	8.2
40°-50°	1857.6	13.3
50°-60°	3062.8	22.0
60°-70°	4496.3	32.3
70°-80°	1988.2	14.3
80°-90°	90.0	0.6
90°-100°	0.0	0.0
100°-110°	0.0	0.0
110°-120°	0.0	0.0
120°-130°	0.0	0.0
130°-140°	0.0	0.0
140°-150°	0.0	0.0
150°-160°	0.0	0.0
160°-170°	0.0	0.0
170°-180°	0.0	0.0
0°-90°	13922.9	100.0
0°-180°	13922.9	100.0

Coefficient of Utilization

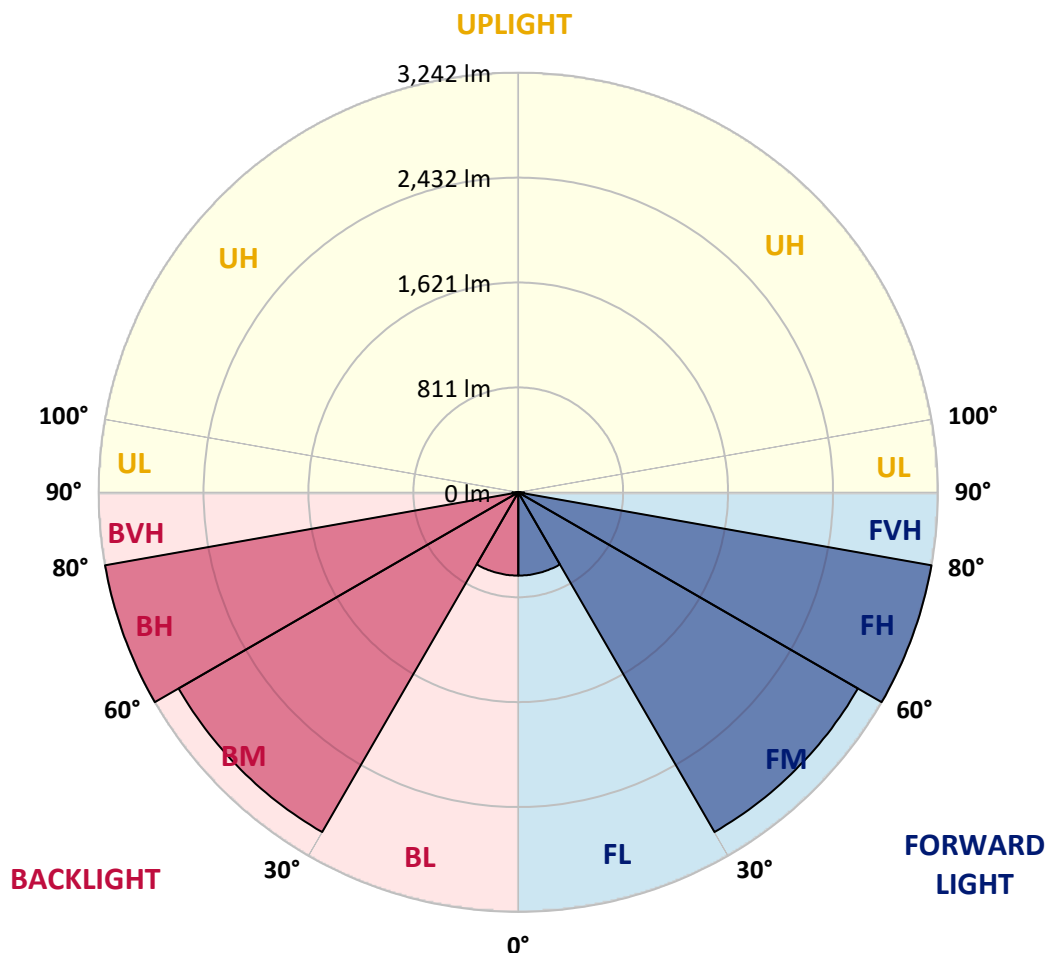


REPORT NUMBER: P382934
 CATALOG NUMBER: GAN-SA3A-735-U-5MQ

LUMINAIRE CLASSIFICATION SYSTEM LUMEN TABLE AND BUG RATING:

Zone	Lumens	% Fixture	Zone Rating/Lumen Limit		
			B	U	G
FL (0°-30°)	643.3	4.6			
FM (30°-60°)	3030.9	21.8			
FH (60°-80°)	3242.2	23.3			G2/5000
FVH (80°-90°)	45.0	0.3			G1/100
BL (0°-30°)	643.3	4.6	B2/1000		
BM (30°-60°)	3030.9	21.8	B3/5000		
BH (60°-80°)	3242.2	23.3	B4/5000		G2/5000
BVH (80°-90°)	45.0	0.3			G1/100
UL (90°-100°)	0.0	0.0		U0/0	
UH (100°-180°)	0.0	0.0		U0/0	

BUG Rating: B4-U0-G2
 Type V Short





REPORT NUMBER: P382934
 CATALOG NUMBER: GAN-SA3A-735-U-5MQ

CANDELA DISTRIBUTION (FULL):

	0°	5°	15°	25°	35°	45°	55°	65°	75°	85°	90°
0°	1520.6	1520.6	1520.6	1520.6	1520.6	1520.6	1520.6	1520.6	1520.6	1520.6	1520.6
2.5°	1518.3	1516.9	1520.1	1519.6	1516.9	1517.4	1517.4	1518.8	1518.8	1517.9	1517.9
5°	1512.7	1511.8	1515.5	1515.5	1512.7	1513.7	1514.6	1516.0	1515.5	1514.6	1514.1
7.5°	1505.8	1505.4	1509.1	1509.1	1507.2	1508.2	1507.2	1507.7	1506.8	1505.8	1504.4
10°	1494.3	1495.2	1498.5	1499.4	1499.4	1499.9	1499.0	1496.6	1495.2	1493.8	1492.5
12.5°	1483.8	1483.3	1487.9	1490.2	1493.8	1498.0	1495.2	1488.8	1486.0	1483.3	1482.4
15°	1476.8	1477.2	1481.9	1486.0	1492.5	1501.3	1498.0	1487.9	1482.4	1479.1	1478.2
17.5°	1475.5	1476.3	1482.4	1489.7	1496.6	1506.3	1504.4	1494.3	1485.1	1479.1	1477.7
20°	1478.6	1479.1	1488.3	1499.0	1510.9	1520.1	1516.0	1504.9	1492.5	1483.3	1481.0
22.5°	1484.7	1486.5	1498.0	1514.6	1533.0	1545.4	1540.4	1521.5	1502.1	1490.7	1487.4
25°	1503.5	1504.0	1519.6	1542.3	1564.3	1578.7	1572.6	1545.9	1521.0	1508.2	1504.0
27.5°	1542.7	1544.1	1559.8	1586.1	1605.0	1614.1	1610.5	1588.8	1567.6	1553.8	1555.1
30°	1599.4	1601.2	1618.8	1647.8	1659.3	1661.6	1660.7	1650.5	1631.2	1612.8	1614.1
32.5°	1668.5	1669.4	1692.9	1719.2	1728.4	1730.3	1728.4	1719.2	1696.2	1671.3	1672.7
35°	1757.5	1760.3	1782.8	1808.1	1815.5	1819.2	1816.0	1803.9	1780.0	1755.6	1754.7
37.5°	1867.1	1867.6	1891.0	1917.3	1926.5	1927.5	1923.8	1915.9	1886.0	1863.8	1862.5
40°	1994.3	1996.1	2023.8	2051.9	2055.6	2051.5	2056.5	2051.9	2021.0	1995.7	1999.8
42.5°	2149.1	2153.3	2186.4	2214.1	2203.5	2201.2	2204.4	2205.8	2180.9	2150.0	2147.3
45°	2329.2	2333.0	2374.4	2396.6	2389.6	2374.4	2380.8	2391.9	2357.4	2319.2	2322.8
47.5°	2534.8	2544.0	2588.2	2609.0	2591.9	2571.2	2583.6	2600.2	2559.7	2512.2	2509.9
50°	2763.3	2774.9	2833.9	2862.8	2845.8	2807.6	2828.3	2839.4	2780.9	2719.6	2714.5
52.5°	3007.1	3018.6	3092.8	3152.7	3141.6	3082.2	3111.3	3099.7	3032.5	2949.9	2943.5
55°	3283.1	3287.7	3367.9	3464.7	3475.7	3431.9	3430.1	3411.2	3311.7	3216.3	3211.7
57.5°	3567.0	3570.2	3673.8	3788.1	3840.2	3840.2	3788.6	3748.5	3616.3	3505.7	3494.1
60°	3873.4	3884.9	3999.6	4154.9	4276.5	4312.5	4221.3	4112.0	3968.3	3833.3	3819.9
62.5°	4146.1	4159.5	4335.0	4566.4	4761.8	4892.7	4669.7	4491.7	4230.1	4013.5	3988.1
65°	4180.7	4216.7	4472.4	4891.3	5328.5	5589.8	5162.2	4724.0	4247.1	3946.2	3920.4
67.5°	3818.0	3878.9	4224.5	4876.6	5780.2	6340.9	5476.9	4591.3	3941.1	3608.4	3579.8
70°	2933.8	3022.3	3420.9	4265.5	5702.3	6582.8	5279.7	4019.4	3285.8	2927.9	2887.8
72.5°	1609.5	1646.0	2004.4	2921.0	4571.5	5593.9	4403.7	2972.1	2179.1	1773.1	1705.8
75°	510.6	523.4	705.9	1195.3	2586.0	3705.2	2797.4	1458.9	803.2	592.1	585.2
77.5°	226.7	228.1	255.2	348.8	890.7	1877.3	1070.0	397.2	273.7	239.1	247.0
80°	143.3	143.3	158.1	172.8	242.4	545.1	289.3	188.9	161.3	149.8	153.0
82.5°	68.7	76.0	102.7	110.6	133.2	183.4	148.4	123.5	107.8	80.2	74.6
85°	45.2	37.8	64.9	73.2	77.4	88.0	86.2	81.6	70.5	40.1	44.7
87.5°	20.3	19.4	33.6	30.8	29.1	22.1	33.2	41.0	39.6	19.8	19.8
90°	0.0	0.0	0.0	0.0	0.0	0.0	0.0	0.0	0.0	0.0	0.0

(END OF REPORT)